

Rainheads & Vents

DESIGNS ■ FINISHES ■ GUARANTEES



THE FIRST SELECTION IN STEEL

Adding Style & Sophistication

Fielders offer Australia's largest range of rainheads and vents, with each being meticulously handmade to suit the unique needs of individual projects - this ensures that you receive the perfect product each time. Moreover, each of these designs are available in a variety of finishes, creating hundreds of creative architectural possibilities.

Modern Rainheads



R1
NED KELLY - Type 1[©]



R3
HALF CYLINDER - Type 1[©]



R4
HALF CYLINDER - Type 2[©]



R5
CONICAL - Type 1[©]



R6
CONICAL - Type 2[©]



R7
CONICAL (Single Overflow)[©]



R8
CONICAL - (Large Overflow)[©]



R9
CONICAL - (3 overflows)[©]



R10
TAPERED - Type 1[©]



R11
TAPERED - Type 2[©]



R12
TAPERED - Type 3[©]



R13
U-SHAPE - Type 1[©]



R14
U-SHAPE - Type 2[©]



R15
1/4 ROUND - Type 1[©]



R16
1/2 ROUND - Type 1[©]




R17
1/2 ROUND - Type 2[©]



R18
1/2 ROUND - Type 3[©]



R19
CIRCULAR - Type 1[©]



R20
CIRCULAR - Type 2[©]



R21
CIRCULAR - Type 3[©]



R22
CONCAVE[©]



R23
CONVEX[©]



R24
HOPPER[©]

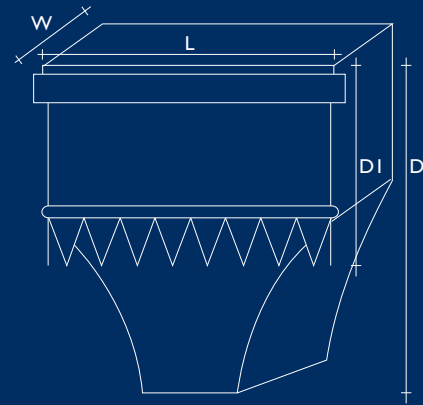


R25
STANDARD FLAT BOTTOM[©]



R26
STANDARD TAPERED BOTTOM[©]

Fielders rainheads can be ordered in any of the Colorbond® finishes to match or contrast your existing roof and gutter colours. Then again, you may prefer the dazzling look of Stainless Steel, Copper, Galvanised, Zinalume® or Z600 Double Thickness Heritage Galvanised.



R27

SPECIAL TAPERED BOTTOM®



R28

CONVEX MODERN®



R29

HALF CONICAL®



R30

EAVES GUTTER®

SUMMARY OF RAINHEAD SIZES (mm)			
Rainhead Category	Length	Width	Depth
R1	260	240	350
R1	360	260	450
R2	260	240	450
R2	360	260	450
R3	260	240	350
R3	360	260	450
R4	450	200	450
R4	650	300	650
R5	400	200	400
R5	600	250	600
R6	400	200	400
R6	600	250	600
R7	300	350	450
R7	360	410	550
R8	380	380	500
R8	500	500	700
R8	700	700	1000
R9	400	250	600
R9	550	300	750
R10	400	300	500
R10	550	350	600
R11	400	200	500
R11	550	250	650
R12	400	200	500
R12	550	250	650
R13	600	400	600

SUMMARY OF RAINHEAD SIZES (mm)			
Rainhead Category	Length	Width	Depth
R13	400	300	600
R14	400	300	600
R14	600	400	800
R15	RADIUS 300	RADIUS 500	RADIUS 600
R16	DIAMETER 400	DIAMETER 550	DIAMETER 800
R17	DIAMETER 400	DIAMETER 550	DIAMETER 800
R18	DIAMETER 400	DIAMETER 500	
R19	DIAMETER 400	DIAMETER 550	DIAMETER 800
R20	DIAMETER 400	DIAMETER 550	DIAMETER 800
R21	DIAMETER 400	DIAMETER 550	DIAMETER 800
R22	300	200	225
R23	300	200	225
R24*	380	225	275
R24*	450	250	300
R25	380	225	275
R25	450	250	300
R26*	300	200	225
R26*	380	225	275
R26*	450	250	300
R27*	300	200	225
R27*	380	225	275
R27*	450	250	300
R28	500	300	500
R28	60	400	600
R29	500	250	400
R30	600	150	225
R30	800	200	300

Ornate Rainheads



R01 FAN-TOP - Type 1[©]



R02 FAN-TOP - Type 2[©]



R03 CLASSIC O.G.[©]



R04 "THE KENT" MK1[©]



R05 "THE KENT" MK1[©]



R06 WOOLSTORE[©]



R07 COLONIAL[©]



R08 EDWARDIAN STYLE[©]



R09 EDWARDIAN CORNER STYLE[©]



R10 NORFOLK STYLE[©]



R11 VICTORIAN STYLE[©]



R12 LOW PROFILE TRADITIONAL[©]



R13 TRADITIONAL[©]

Stainless Steel Rainheads



R1 NED KELLY - Type 2[©]



TAPERED[©]



1/2 ROUND - Type 1[©]



U-SHAPED - Type 1[©]



1/4 ROUND[©]

SUMMARY OF RAINHEAD SIZES (mm)

Rainhead Category	Length	Width	Depth
R01	300	200	225
R01	380	225	275
R02	275	220	300
R02	300	220	400
R03	500	300	470
R03	700	500	670
R04*	300	200	225
R04*	380	225	275
R04*	450	250	300
R05	500	275	400
R05	600	330	500
R06	380	250	380
R06	500	350	500
R07	300	200	150
R07	380	225	200
R07	450	225	250
R08*	300	200	225
R08*	380	225	275
R08*	450	250	300
R09*	150	200	225
R09*	190	225	275
R09*	225	250	300
R10	330	250	340
R10	420	300	440
R11	290	210	300
R11	330	240	340
R12	550	200	250
R12	700	225	300
R13	250	180	400
R13	330	225	500

Vent Your Creativity

Take a look through Fielders range of dormer vents, gable vents and other variety vents and see how they can enhance your designs. We've been making vents for the last century, and as such, have a vast range of classic and modern styles to suit existing structures or nouveau specifications. Just see the effect our 1912 Prince Alfred dormer can have when it crowns a roof line. Vent your creative urges with Fielders Vents.

Cupola Vents



OV1
CUPOLA TYPE 1[®]



OV2
CUPOLA TYPE 2[®]



OV3
CUPOLA TYPE 3[®]

CUPOLA/OTHER VENT SIZES (mm)		
Vent Category	Width	Height
OV1	450	450
OV1	600	600
OV1	750	750
OV2	450	450
OV2	600	600
OV2	750	750
OV3	450	450
OV3	600	600
OV3	750	750
OV9	450	450
OV9	600	600
OV9	750	750

Other Vents



OV4
WESTERN ROTARY[®]



OV5
REVOVING COWL[®]



OV6
STANDARD FLUE CAP[®]



OV7
COMMERCIAL RIDGE[®]




OV8
CANOPY VENT PIPE[®]



OV9
INDUSTRIAL ROOF[®]



Dormer Vents



DV1

½ ROUND - Corrugated Top[®]



DV2

½ ROUND. FLAT TOP[®]



DV3

SADDLE STYLE[®]



DV4

CONTEMPORARY - Type 1[®]



DV5

CONTEMPORARY - Type 2[®]



DV6

DECORATIVE - Type 2[®]



DV7

DECORATIVE - Type 1[®]



DV8

DECORATIVE - Type 3[®]



DV9

DECORATIVE - Type 4[®]



DV10

DECORATIVE - Type 5[®]



DV11

DECORATIVE - Type 6[®]



DV12

DECORATIVE - Type 7[®]



DV13

DECORATIVE - Type 8[®]



DV14

DECORATIVE - Type 9[®]



DV15

"PRINCE ALFRED"[®]



DV16

BOX STYLE - Type 1[®]



DV17

BOX STYLE - Type 2[®]



DV18

PORTHOLE[®]

DORMA VENT SIZES (mm)		
Vent Category	Width	Height
DV1	600	300
DV1	900	450
DV2	600	300
DV2	900	450
DV3	600	300
DV3	900	450
DV4	600	300
DV4	90	450
DV5	500	800
DV6	800	1100
DV7	500	800
DV7	500	800
DV8	500	800
DV8	800	110
DV9	500	800
DV10	500	1100
DV10	500	800

DORMA VENT SIZES (mm)		
Vent Category	Width	Height
DV10	800	1100
DV11	500	250
DV11	800	400
DV12	500	800
DV12	800	1100
DV13	600	300
DV13	900	450
DV14	500	800
DV14	800	1100
DV15	500	800
DV15	800	1100
DV16	500	500
DV16	700	700
DV17	500	250
DV17	800	400
DV18	700	400
DV18	1000	600

Gable Vents



GV1

¼ ROUND®



GV2

RECTANGULAR (Landscape)®



GV3

RECTANGULAR (Portrait)®



GV4

TRIANGULAR®



GV5

ORNATE 1®



GV6

ORNATE 2®



GV7

ROUND TOP®



GV8

MULTI PANEL LOUVRE®



GV9

LOUVRE®



GV10

CIRCULAR®



GV11

CIRCULAR LOUVRED®



GV12

½ ROUND®

GABLE VENT SIZES (mm)

Vent Category	Width	Height
GV1	D300	
GV1	D380	
GV1	D430	
GV1	D530	
GV1	D600	
GV2	D900	
GV2	D1200	
GV2	D1500	
GV3	-D500	
GV3	D750	
GV3	D1200	
GV4	R500	
GV4	R750	
GV4	R900	
GV5	450	300
GV5	600	450
GV5	900	600
GV6	450	600
GV6	450	900
GV7	600	
GV7	900	
GV7	1200	
GV8	D900	
GV8	D1200	
GV8	D1500	
GV10	450	600
GV10	450	900



If it's not a **FIELDERS GUARANTEE,** it won't hold water.



Only Fielders' offer such a comprehensive guarantee to beat other steel manufacturers.

Most competitors offer a materials-only guarantee that protects the product only when it is sitting on the factory floor.

Specify a Fielders product, complete a registration form and install it with a Fielders Approved Contractor and we have absolute confidence in backing that product with a Watertight Installation Guarantee*.

On top of that, we use the highest grade BlueScope Steel, which carries a warranty against corrosion for up to 25 years.

*Commercial projects only



Phone Fielders First 1800 182 255 www.fielders.com.au

ADELAIDE · MELBOURNE · SYDNEY · PERTH